# Business Online

SARS eFiling

Start >

**Customers who have registered on the SARS eFiling website can make payments to SARS using Business Online.**

## Register on SARS

To link SARS eFiling to Business Online, kindly update your banking details, New Customer ID and link the Business Online bank product to your SARS eFiling profile.

For a **how to guide** on updating your bank details at SARS, click on the below button:

How do I add or change banking details?



## Initiate Payment on SARS

On the SARS eFiling website, initiate a credit push payment (With the relevant bank product selected). The instruction will be confirmed and sent to Business Online.



## Processing SARS payments on Business Online

You are then required to log onto Business Online and follow the payment work-flow. Once logged onto Business Online, select MyBills under the Funds Transfer tab and select the relevant SARS eFiling instruction you wish to pay or decline. Please note that the instruction's Biller name, Amount and reference will be pre-populated from the SARS eFiling website.

Next >

How to retrieve your BOL Customer ID **Browser Version** >

How to retrieve your BOL Customer ID **Java Version** >

Making a payment to SARS using Business Online **Bowser Version** >

Making a payment to SARS using Business Online **Java Version** >

# How to retrieve your Business Online Customer ID

1. Select **Setup & Administration**.
2. Select **Company Details**.
3. Your **Customer ID** will be displayed.

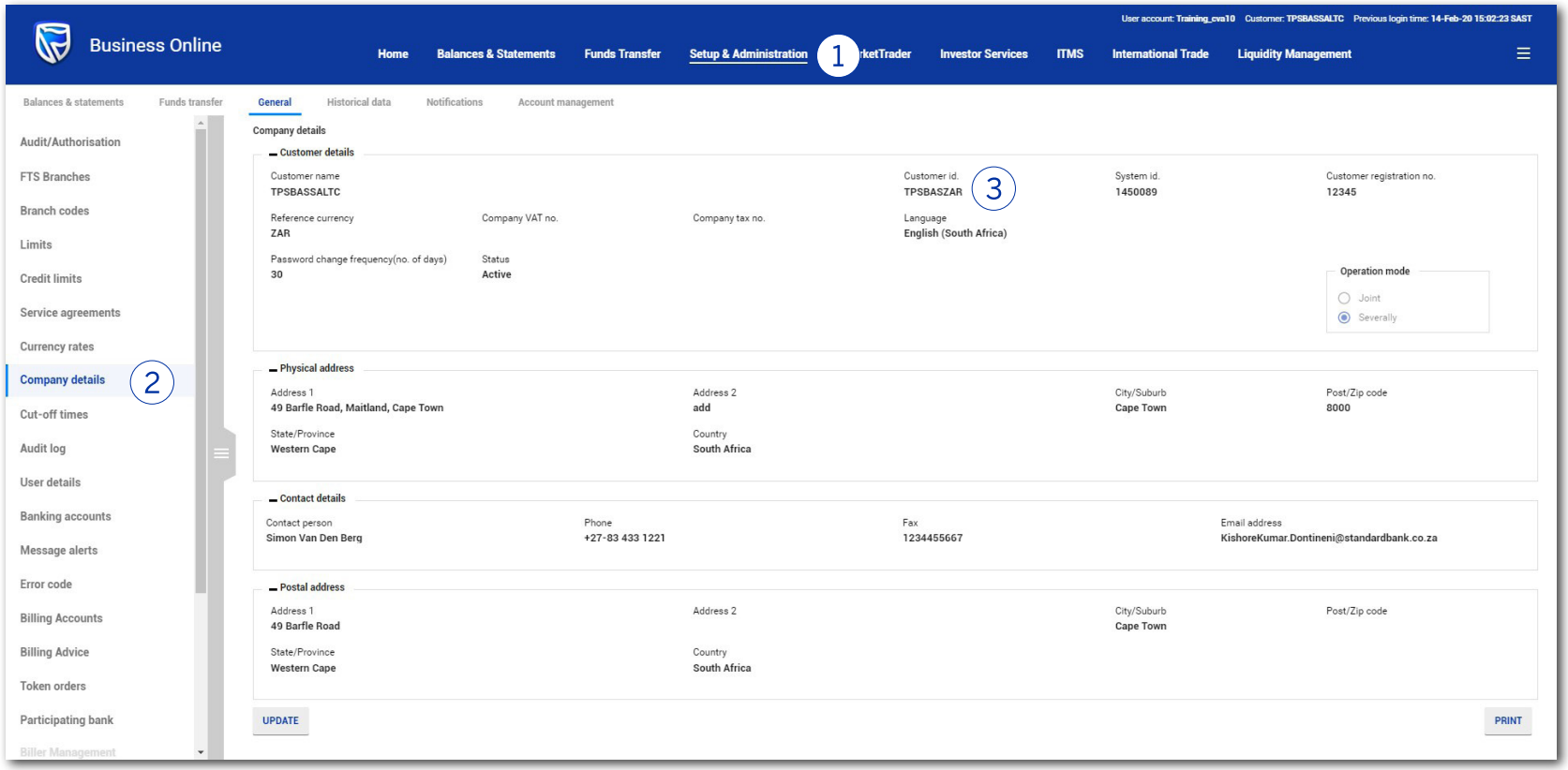


Back

# Making a payment to SARS using Business Online

A. Navigate to **MyBills** by clicking on the **Funds Transfer** tab.

B. Navigate to **MyBills** by clicking on the **MyBills hyper-link** on the Fundas Transfer To do list.

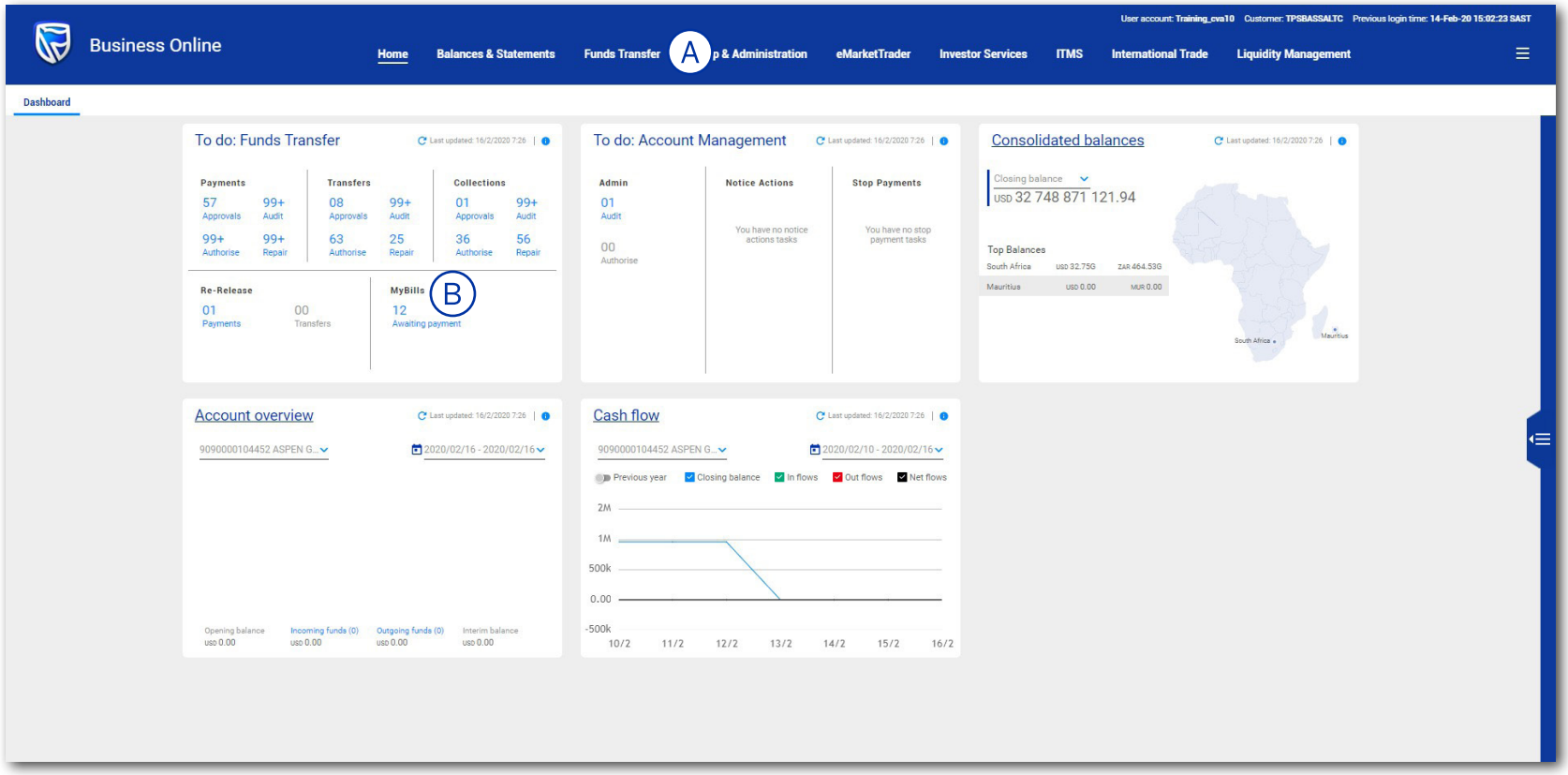


Next >

# Making a payment to SARS using Business Online

1. Select the **Funds Transfer** tab.
2. Select **MyBills** tab.
3. Select the required **Bill ID hyperlink** to open the eFiling payment.

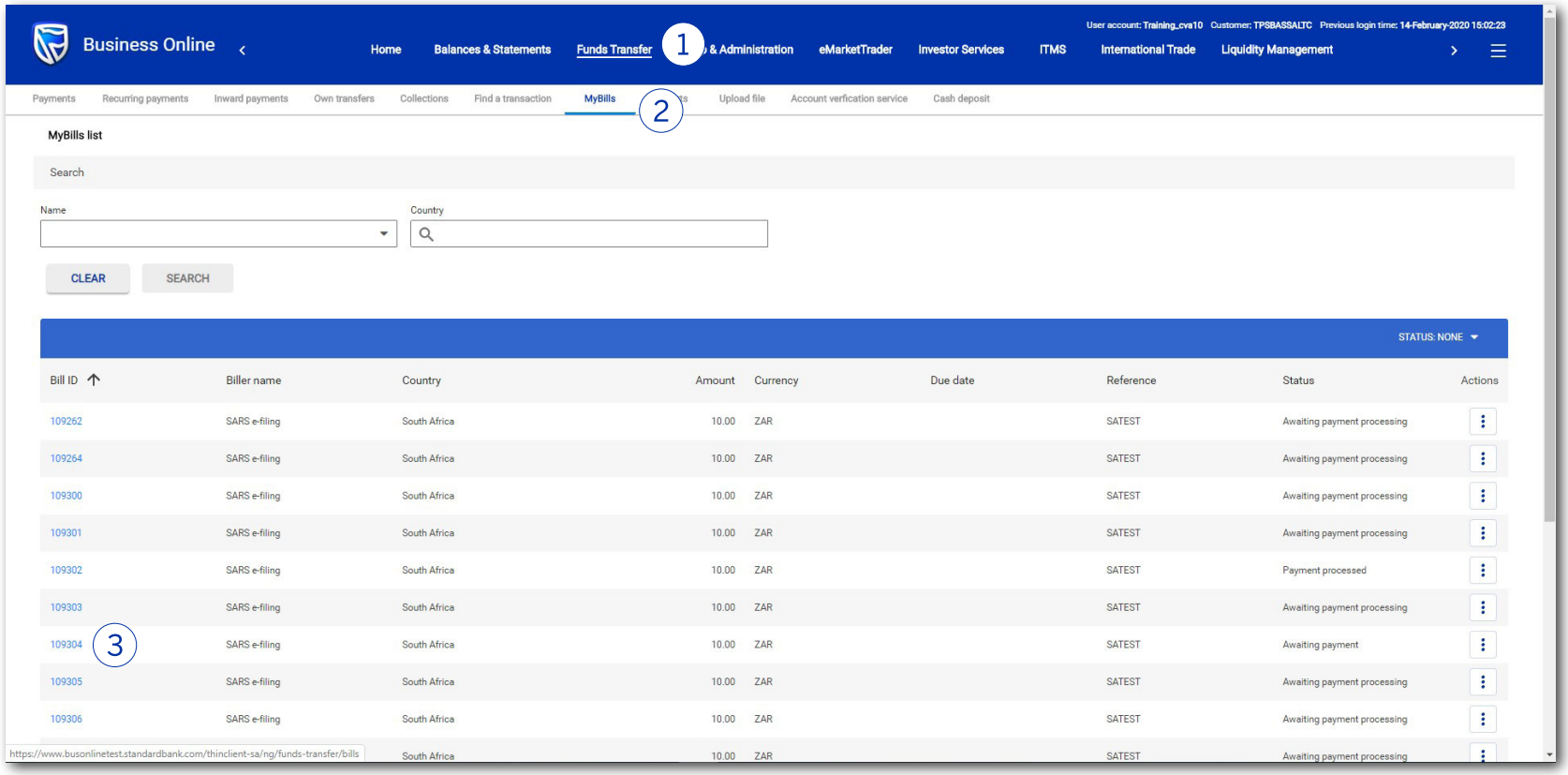


Back Next

# Making a payment to SARS using Business Online

4. Click on the **Pay Button.**

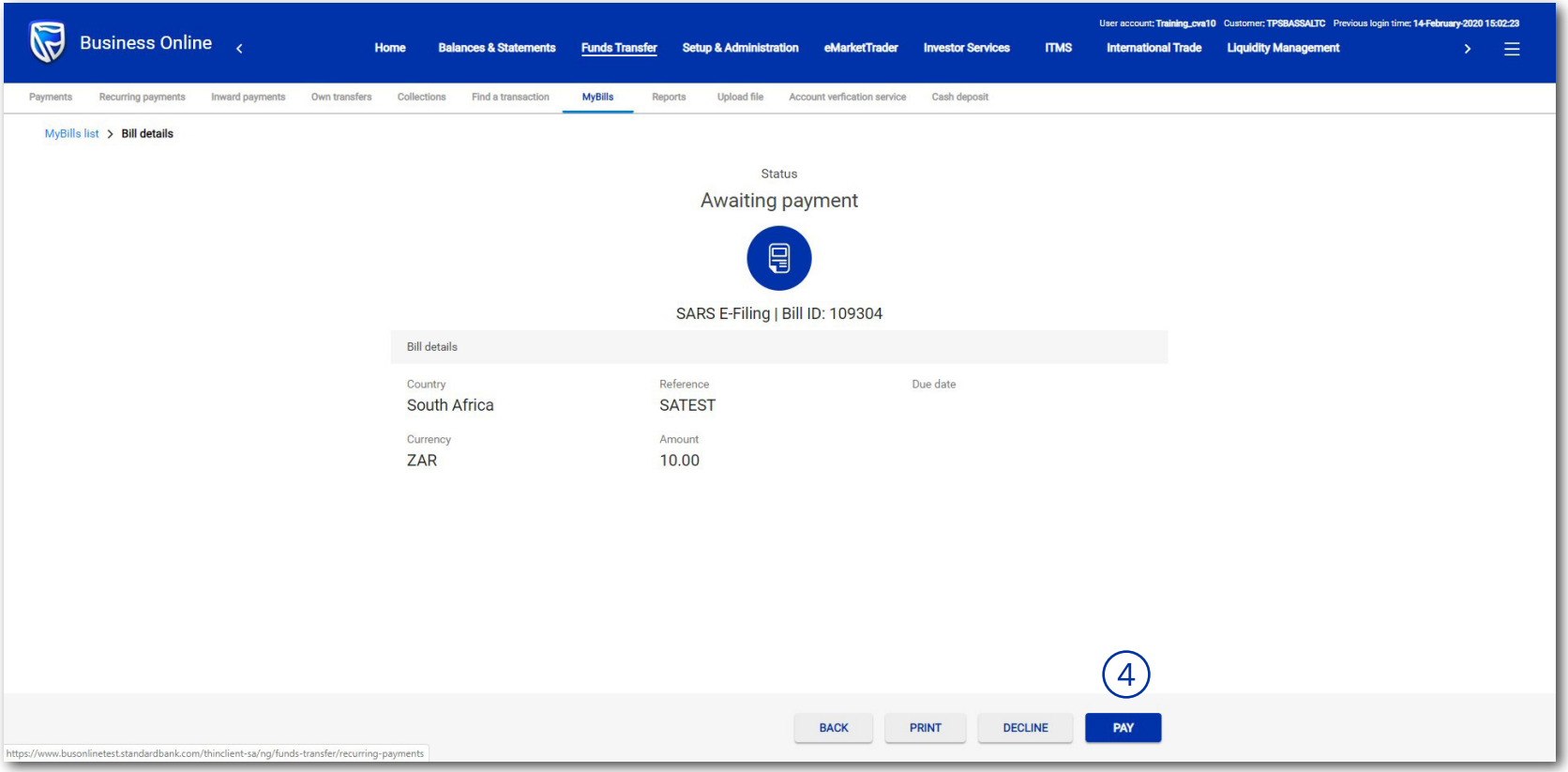


< Back Next >

# Making a payment to SARS using Business Online

**Note:** The Create Payment Batch screen displays.

5. Select a **Payment type.**

6. Insert a **Batch reference.**

7. Click the **Create button.**

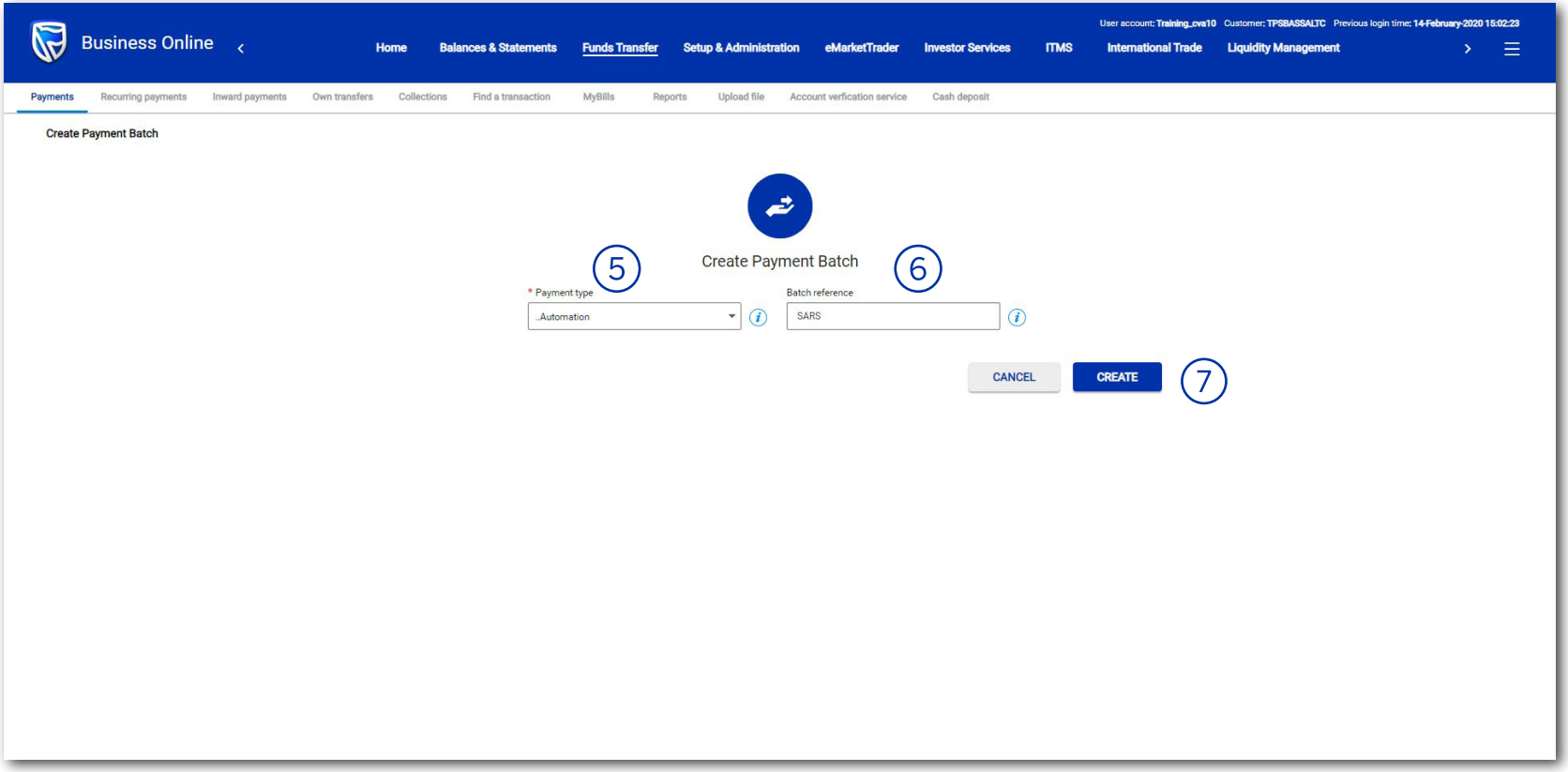


< Back Next >

# Making a payment to SARS using Business Online

8. Select an **account**.

9. Select **Payment processing details.**

**Note:** SARS eFiling sends the outstanding instruction to BOL under the MyBills tab. The customer has the choice to future date the payment. However, if they don't pay SARS when the payment is due, they will have to pay penalties.

**Note:** Sundays and public holidays are non-business days.

10. Click on the **Next Button.**

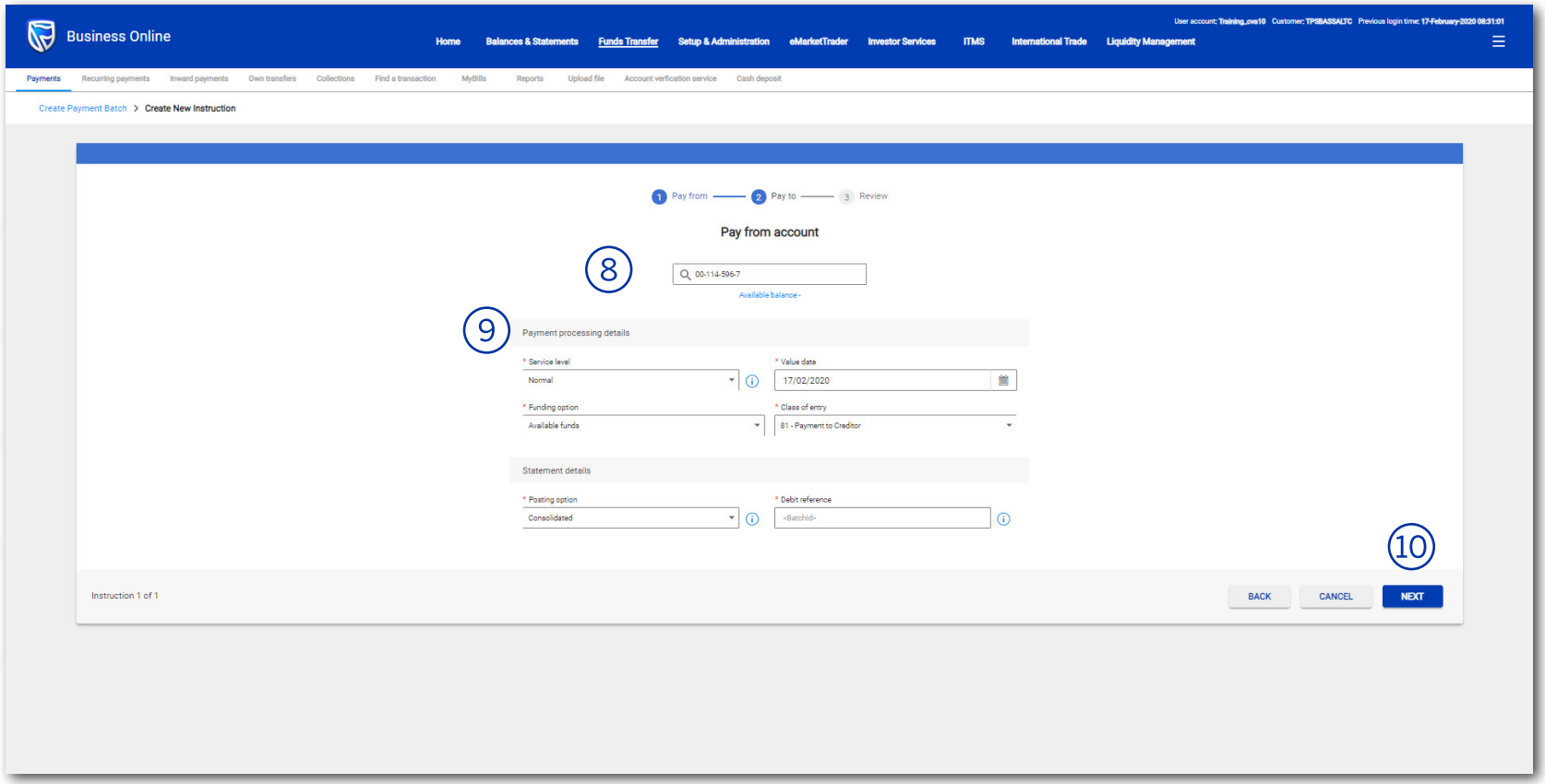


< Back Next >

# Making a payment to SARS using Business Online

11. The SARS payment will listed under **Added beneficiaries. Beneficiary reference and Amount** are prepopulated.

12. Click on the **Next Button.**

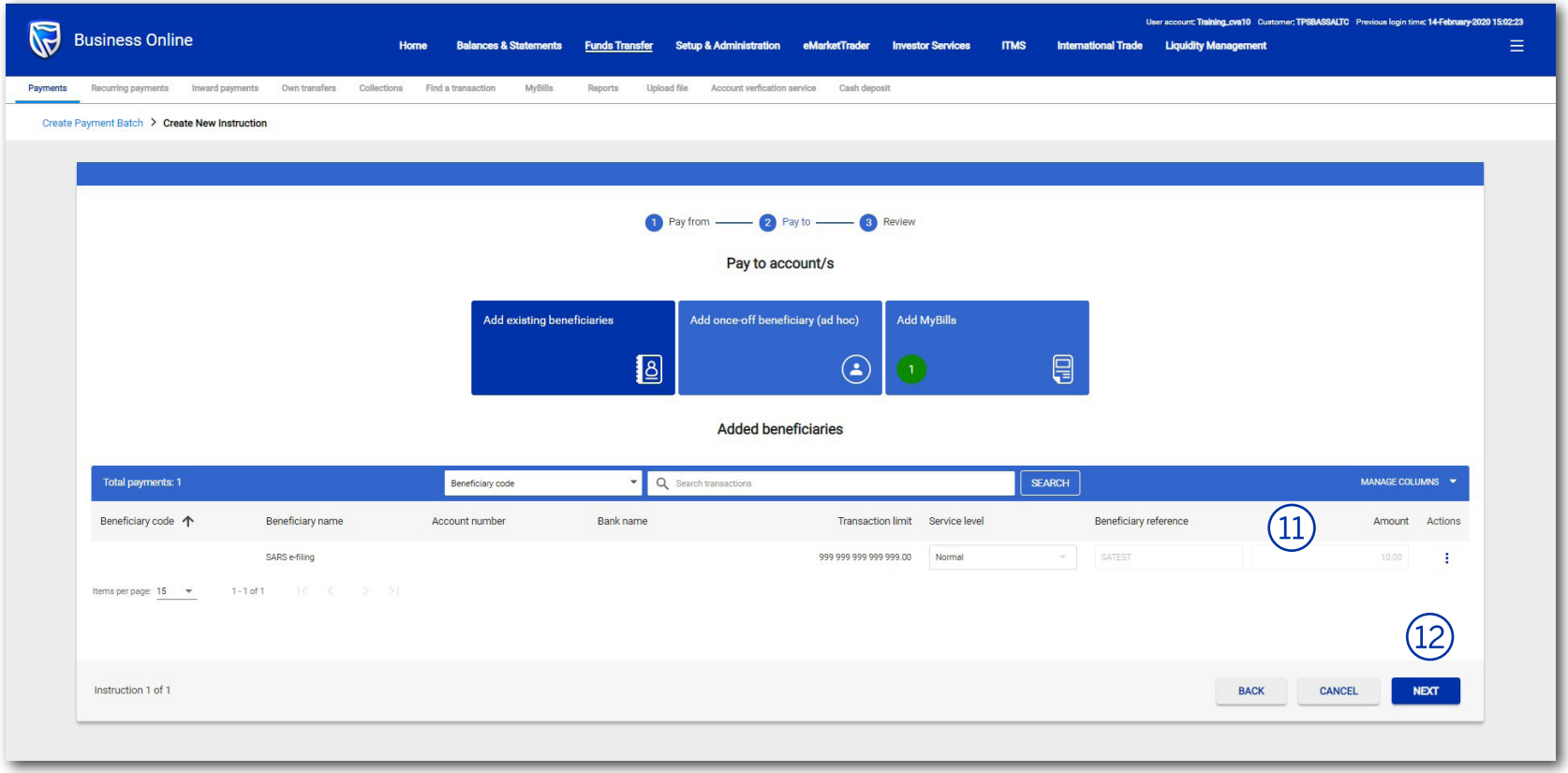

# Making a payment to SARS using Business Online

**Note:** A instruction summary is displayed.

13. Click on the **SUBMIT BATCH button.**

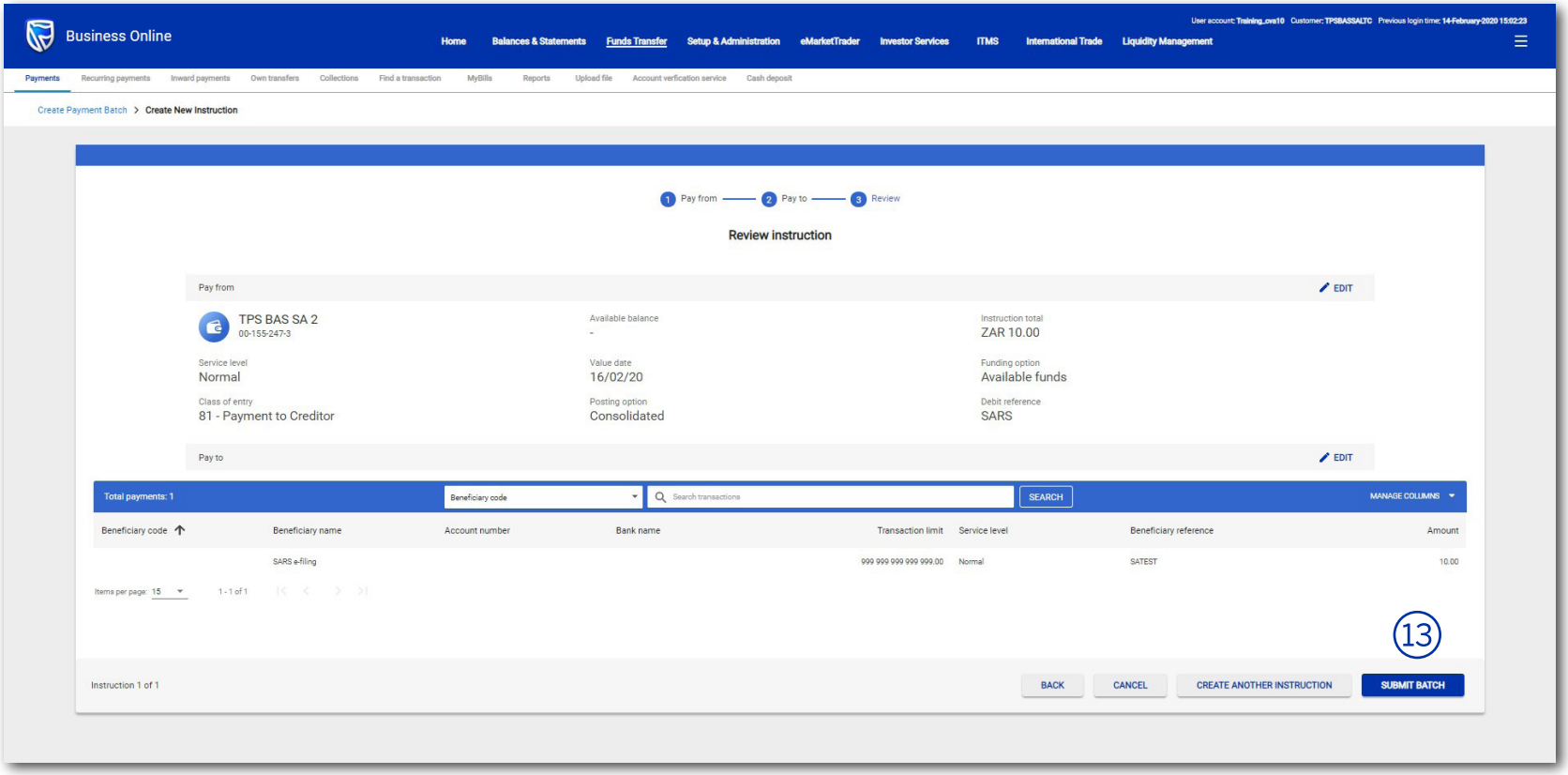


Back Finish

# How to retrieve your Business Online Customer ID

1. Select **Setup & Administration**.
2. Select **Company Details**.
3. Your **Customer ID** will be displayed.

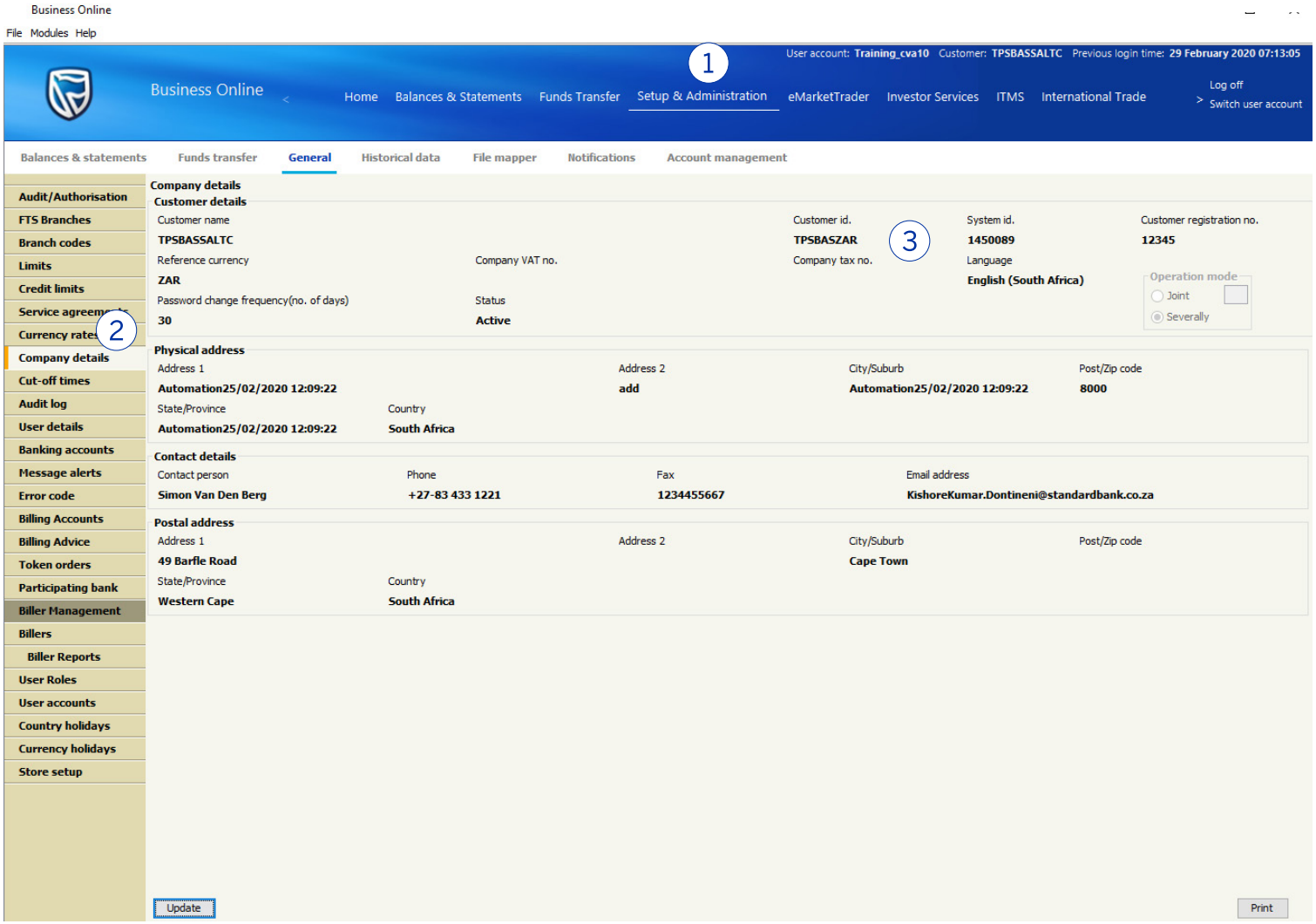


Back

# Making a payment to SARS using Business Online

A. Navigate to **MyBills** by clicking on the **Funds Transfer** tab.

B. Navigate to **MyBills** by clicking on the **MyBills hyper-link** on the Fundas Transfer To do list.

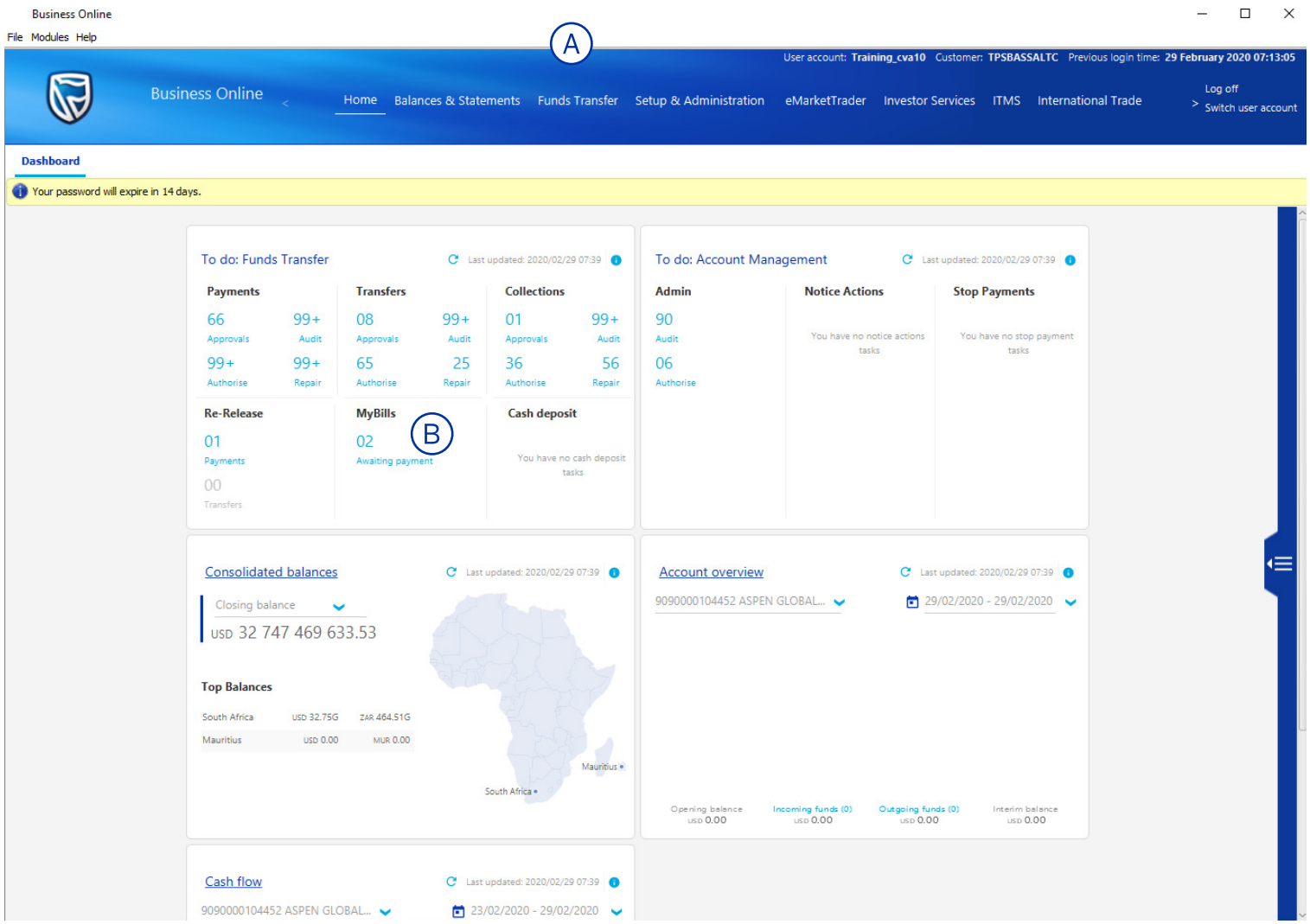


Next >

# Making a payment to SARS using Business Online

1. Select the **Funds Transfer** tab.
2. Select **MyBills** tab.
3. Select the required **Bill ID hyperlink** to open the eFiling payment.

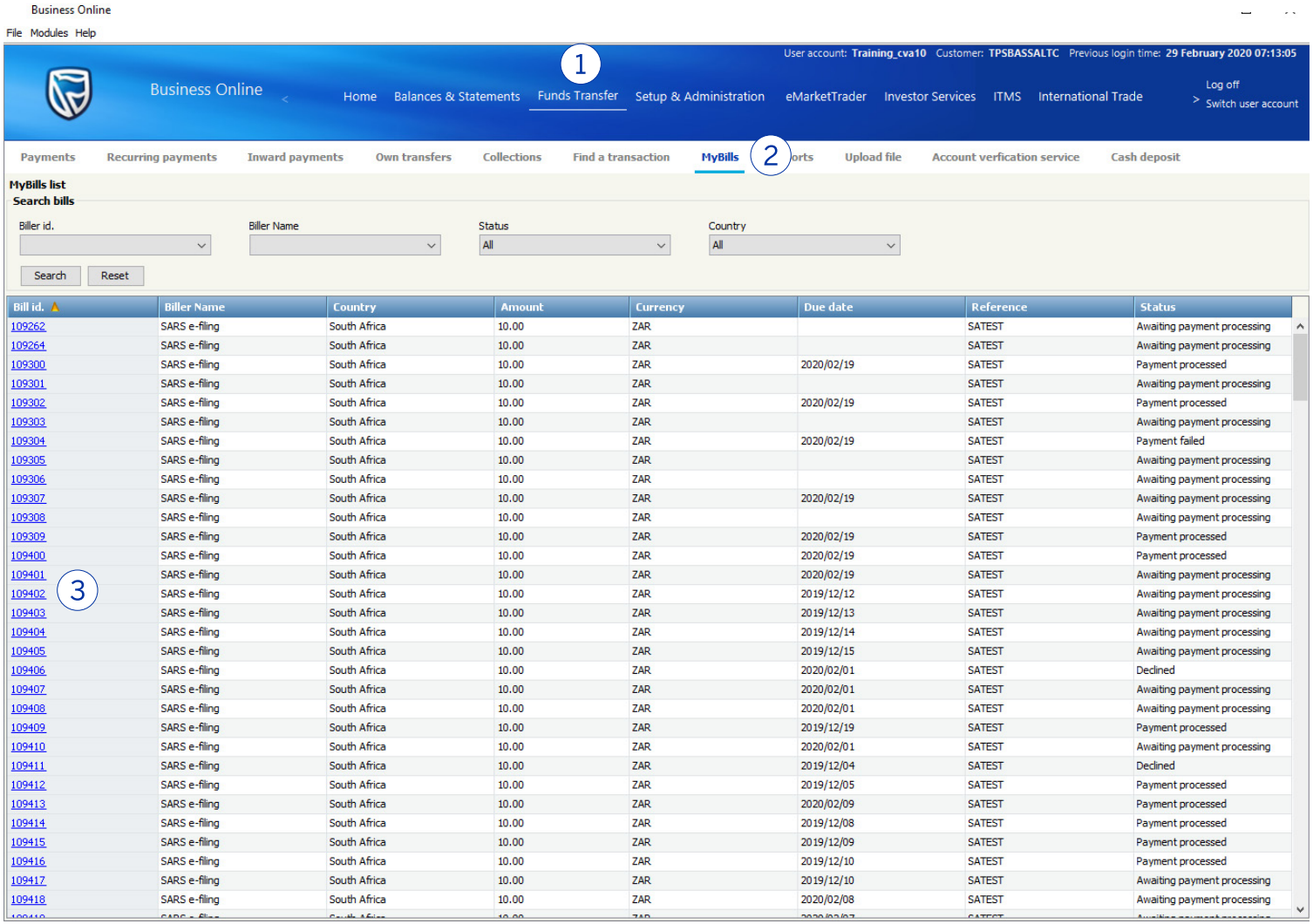


| Bill id. | Biller Name | Country | Amount | Currency | Due date | Reference | Status |
|---|---|---|---|---|---|---|---|
| 109262 | SARS e-filing | South Africa | 10.00 | ZAR | | SATEST | Awaiting payment processing |
| 109264 | SARS e-filing | South Africa | 10.00 | ZAR | | SATEST | Awaiting payment processing |
| 109300 | SARS e-filing | South Africa | 10.00 | ZAR | 2020/02/19 | SATEST | Payment processed |
| 109301 | SARS e-filing | South Africa | 10.00 | ZAR | | SATEST | Awaiting payment processing |
| 109302 | SARS e-filing | South Africa | 10.00 | ZAR | 2020/02/19 | SATEST | Payment processed |
| 109303 | SARS e-filing | South Africa | 10.00 | ZAR | | SATEST | Awaiting payment processing |
| 109304 | SARS e-filing | South Africa | 10.00 | ZAR | 2020/02/19 | SATEST | Payment failed |
| 109305 | SARS e-filing | South Africa | 10.00 | ZAR | | SATEST | Awaiting payment processing |
| 109306 | SARS e-filing | South Africa | 10.00 | ZAR | | SATEST | Awaiting payment processing |
| 109307 | SARS e-filing | South Africa | 10.00 | ZAR | 2020/02/19 | SATEST | Awaiting payment processing |
| 109308 | SARS e-filing | South Africa | 10.00 | ZAR | | SATEST | Awaiting payment processing |
| 109309 | SARS e-filing | South Africa | 10.00 | ZAR | 2020/02/19 | SATEST | Payment processed |
| 109400 | SARS e-filing | South Africa | 10.00 | ZAR | 2020/02/19 | SATEST | Payment processed |
| 109401 | SARS e-filing | South Africa | 10.00 | ZAR | 2020/02/19 | SATEST | Awaiting payment processing |
| 109402 | SARS e-filing | South Africa | 10.00 | ZAR | 2019/12/12 | SATEST | Awaiting payment processing |
| 109403 | SARS e-filing | South Africa | 10.00 | ZAR | 2019/12/13 | SATEST | Awaiting payment processing |
| 109404 | SARS e-filing | South Africa | 10.00 | ZAR | 2019/12/14 | SATEST | Awaiting payment processing |
| 109405 | SARS e-filing | South Africa | 10.00 | ZAR | 2019/12/15 | SATEST | Awaiting payment processing |
| 109406 | SARS e-filing | South Africa | 10.00 | ZAR | 2020/02/01 | SATEST | Declined |
| 109407 | SARS e-filing | South Africa | 10.00 | ZAR | 2020/02/01 | SATEST | Awaiting payment processing |
| 109408 | SARS e-filing | South Africa | 10.00 | ZAR | 2020/02/01 | SATEST | Awaiting payment processing |
| 109409 | SARS e-filing | South Africa | 10.00 | ZAR | 2019/12/19 | SATEST | Payment processed |
| 109410 | SARS e-filing | South Africa | 10.00 | ZAR | 2020/02/01 | SATEST | Awaiting payment processing |
| 109411 | SARS e-filing | South Africa | 10.00 | ZAR | 2019/12/04 | SATEST | Declined |
| 109412 | SARS e-filing | South Africa | 10.00 | ZAR | 2019/12/05 | SATEST | Payment processed |
| 109413 | SARS e-filing | South Africa | 10.00 | ZAR | 2020/02/09 | SATEST | Payment processed |
| 109414 | SARS e-filing | South Africa | 10.00 | ZAR | 2019/12/08 | SATEST | Payment processed |
| 109415 | SARS e-filing | South Africa | 10.00 | ZAR | 2019/12/09 | SATEST | Payment processed |
| 109416 | SARS e-filing | South Africa | 10.00 | ZAR | 2019/12/10 | SATEST | Payment processed |
| 109417 | SARS e-filing | South Africa | 10.00 | ZAR | 2019/12/10 | SATEST | Awaiting payment processing |
| 109418 | SARS e-filing | South Africa | 10.00 | ZAR | 2020/02/08 | SATEST | Awaiting payment processing |

< Back Next >

# Making a payment to SARS using Business Online

4. Click on the **Pay Button.**

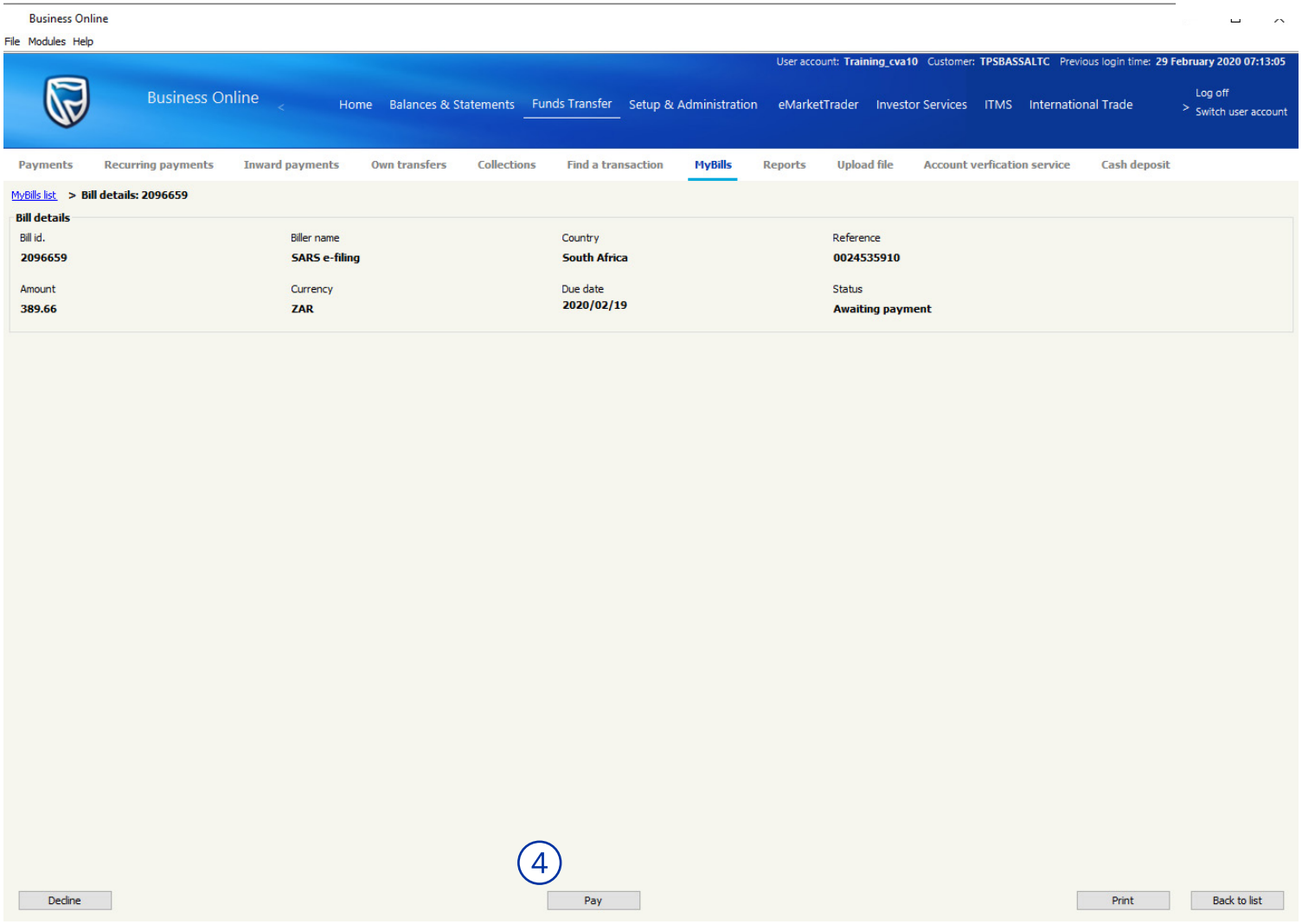


< Back Next >

# Making a payment to SARS using Business Online

5. Select the relevant **Payment type.**

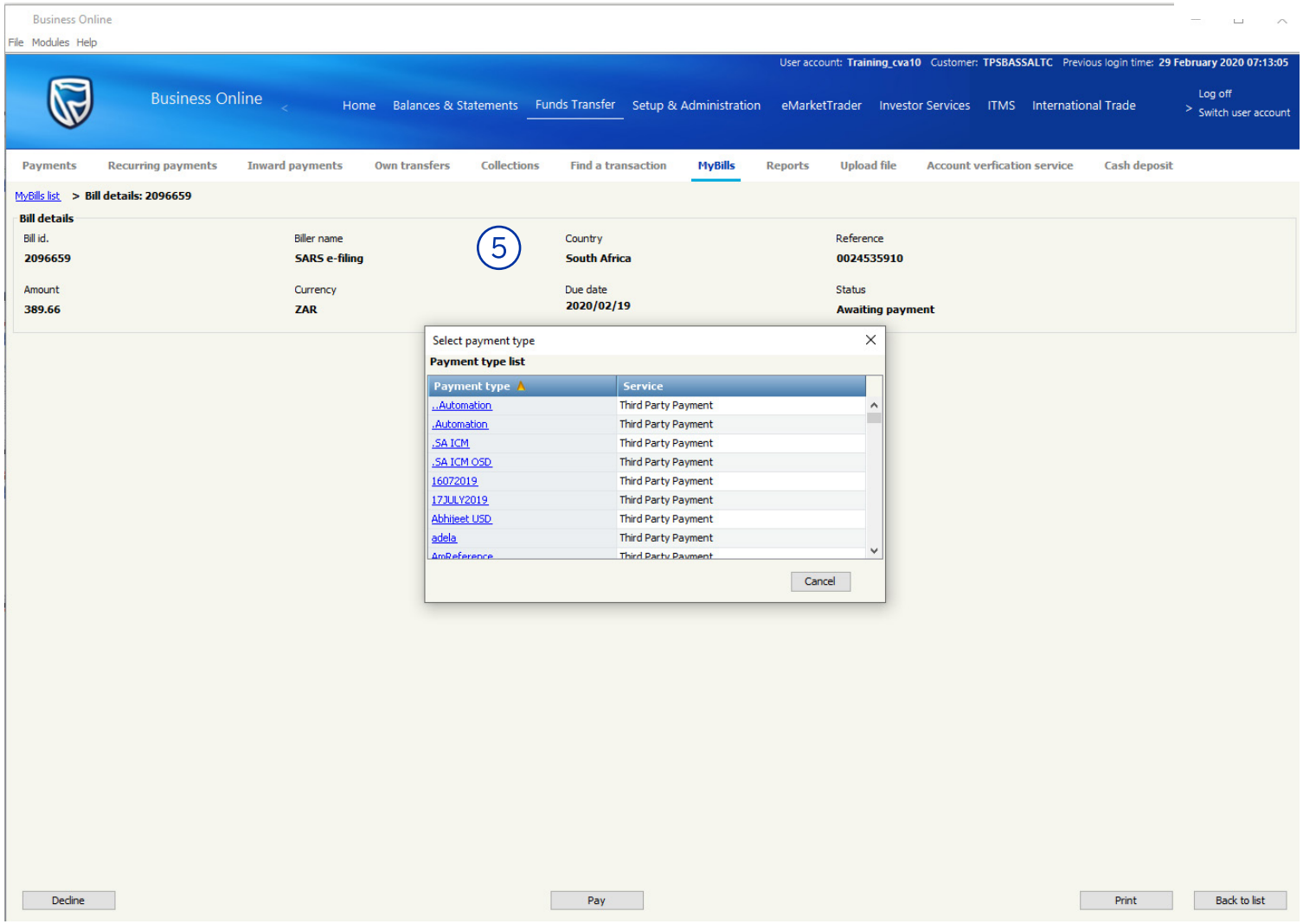


< Back Next >

# Making a payment to SARS using Business Online

**Note:** SARS eFiling sends the outstanding instruction to BOL under the MyBills tab. The customer has the choice to future date the payment. However, if they don't pay SARS when the payment is due, they will have to pay penalties.

**Note:** Sundays and public holidays are non-business days.

6. Select the relevant **Value date.**
7. Select the relevant **Ordering account.**
8. Insert the a **Debit reference.**
9. Click the **Submit button** to confirm.

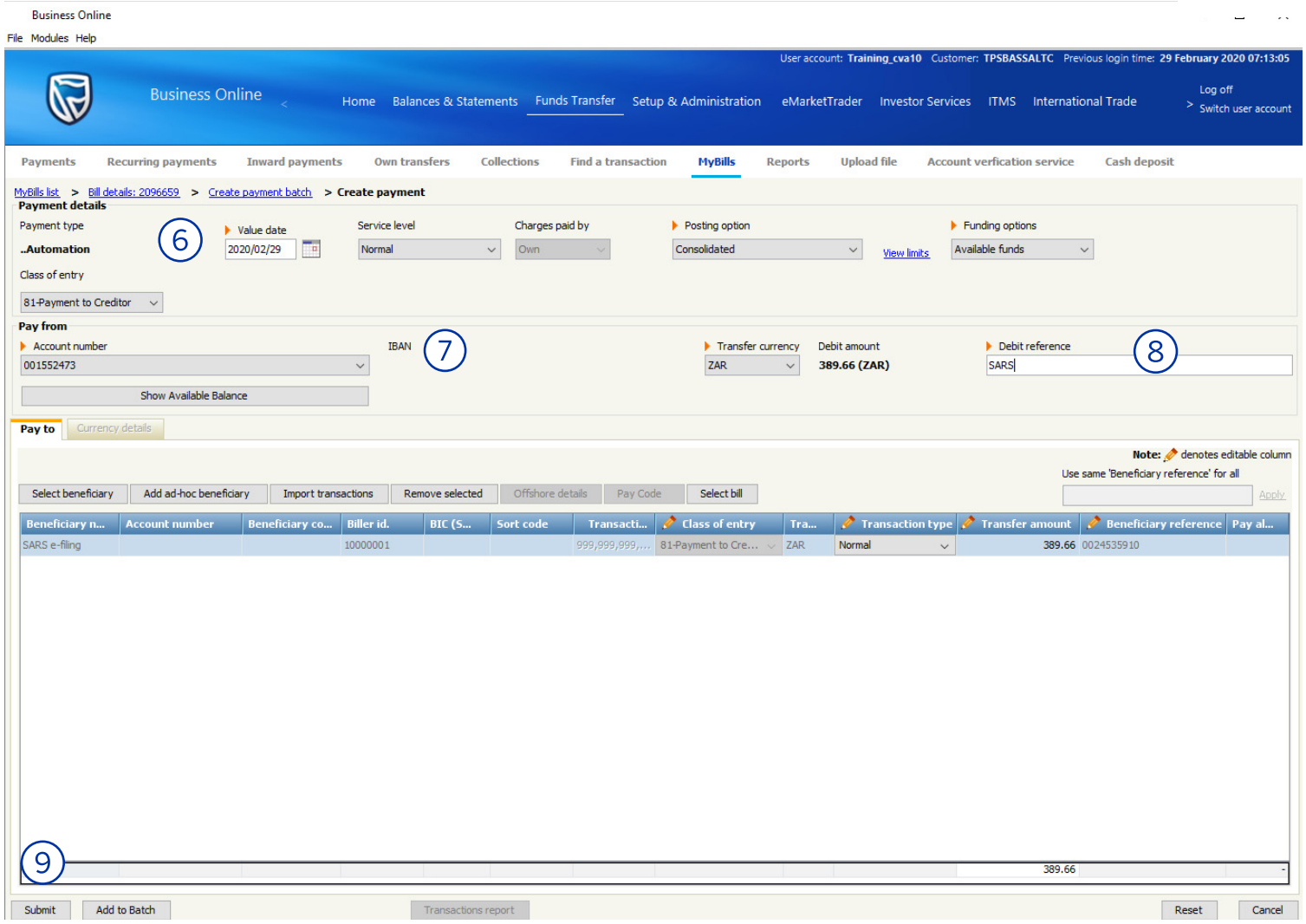


< Back Finish